



PRECISION

W T C S E R I E S

WHOLE TREE CHIPPERS

KBL Unit	Model 1858	Model 2366	Model 2675	Model 3086
Height:	13'-6" [4.1m]	13'-6" [4.1m]	13'-6" [4.1m]	13'-6" [4.1m]
Width:	9'-7" [2.9m]	11'-11" [3.63m]	11'-6" [3.5m]	11'-6" [3.5m]
Length:	25'-0" [7.6m]	39' [10.9m]	45'-4" [13.8m]	45'-4" [13.8m]
Weight:	Approx. 50,400 lbs. [22909kg]	Approx. 75,400 lbs. [34,200kg]	Approx. 91,000 lbs. [41,363kg]	Approx. 96,000 lbs. [43,637kg]
Suspension:	Rocker Beam	3-Axle, Spring	3-Axle, Spring	3-Axle, Spring
Spout Opening:	18" [457mm] x 32" [813mm]	23" [584mm] x 48" [1219mm]	26" [660mm] x 48" [1219mm]	30" [762mm] x 48" [1219mm]
Feed System (Hydraulic)				
Top Roll Length:	31" [787mm]	48" [1219mm]	48" [1219mm]	48" [1219mm]
Top Roll Diameter:	21" [533mm]	21" [533mm]	21" [533mm]	21" [533mm]
Bottom Roll Length:	31" [787mm]	46" [1168mm]	N/A	N/A
Bottom Roll Diameter:	21" [533mm]	21" [533mm]	N/A	N/A
Spout Roll Length:	31" [787mm]	46" [1168mm]	N/A	N/A
Spout Roll Diameter:	21" [533mm]	21" [533mm]	N/A	N/A
Infeed Chain Conveyor	N/A	N/A	15' [4.57m] Length	15' [4.57m] Length
Power Options	500HP [373 kw] Diesel Engine	875HP [653 kw] Diesel Engine	875HP [683 kw] to 1050HP [783 kw] Diesel Engine	875HP [683 kw] to 1050HP [783 kw] Diesel Engine
Standard Equipment	58" [1473mm], 3-Knife, Left Hand Precision Chipper	66" [1676mm], 3-Knife, Left Hand Precision Chipper	75" [1905mm], 3-Knife, Left Hand Precision Chipper	86" [2185mm], 3-Knife, Left Hand Precision Chipper
	170 Gallon [644L] Hydraulic Tank	300 Gallon [1135L] Hydraulic Tank	300 Gallon [1135L] Hydraulic Tank	300 Gallon [1135L] Hydraulic Tank
	135 Gallon [511L] Fuel Tank	300 Gallon [1135L] Fuel Tank	300 Gallon [1135L] Fuel Tank	300 Gallon [1135L] Fuel Tank
	Fully Steerable Discharge Pipe Hydraulically Controlled from Operator's Cab	Fully Steerable Discharge Pipe Hydraulically Controlled from Operator's Cab	Fully Steerable Discharge Pipe Hydraulically Controlled from Operator's Cab	Fully Steerable Discharge Pipe Hydraulically Controlled from Operator's Cab
	PT Tech Hydraulic Wet Clutch	PT Tech Hydraulic Wet Clutch	PT Tech Hydraulic Wet Clutch	PT Tech Hydraulic Wet Clutch
	Rocker Beam Suspension with 255/70R22.5 Steel Belted Tires.	3-Axle Spring Suspension with 255/70R22.5 Steel Belted Tires.	3-Axle Spring Suspension with 255/70R22.5 Steel Belted Tires.	3-Axle Spring Suspension with 255/70R22.5 Steel Belted Tires.
	Hydraulic Powered Stabilizers	Hydraulic Powered Stabilizers	Hydraulic Powered Stabilizers	Hydraulic Powered Stabilizers
Also Standard for KBL Units	Husky XL-175 Knuckle Boom Log Loader	Husky XL-175 Knuckle Boom Log Loader	Husky XL-245 Knuckle Boom Log Loader	Husky XL-245 Knuckle Boom Log Loader
	Operator's Cab, with Sliding Window and Door, Hydraulically Tilts for Transport.	Operator's Cab, with Sliding Window and Door, Hydraulically Tilts for Transport.	Operator's Cab, with Sliding Window and Door, Hydraulically Tilts for Transport.	Operator's Cab, with Sliding Window and Door, Hydraulically Tilts for Transport.
	Complete Engine and Guage Panel in Cab with Engine Start / Stop Switches	Complete Engine and Guage Panel in Cab with Engine Start / Stop Switches	Complete Engine and Guage Panel in Cab with Engine Start / Stop Switches	Complete Engine and Guage Panel in Cab with Engine Start / Stop Switches

** All models available without a knuckle-boom loader. Please consult factory for more information.

Specifications given were approved at the time of initial printing and are subject to change without notice and without incurring any liability.

Sales and Service



www.precisionhusky.com



Engineered for Performance, Built for Endurance

P.O. Drawer 507 • Leeds, Alabama 35094 • Phone (205) 640-5181 • Fax (205) 640-1147 • Email: sales@precisionhusky.com

PRECISION

W T C S E R I E S

WHOLE TREE CHIPPERS

All four sizes of Precision Whole Tree Chippers have rugged frame construction, over-sized stabilizers, air compressors, trash separators and more powerful fans that pack more chips per van. Power options range from 400 to 1050 horsepower [298 to 783 kw]. Because Precision Whole Tree Chippers are built stronger, have more standard features, with a reputation of trouble-free service, it is the choice of experienced operators and owners.



Model 3086-KBL
w/ Infeed Bed

KNUCKLE-BOOM LOADER OPTION




The Husky Loader, Manufactured by Precision Husky in the same plant as the Whole Tree Chippers, the Husky XL-175 is standard on the Model 1858 and 2366. The larger XL-245 loader is included for the model 2675 and 3084 Whole Tree Chippers. Husky Knuckle-Boom loaders are engineered to be highly responsive with a smooth powerful swing and perfect balance. Routine service is fast with an easy access design, like centralized hydraulic pressure checks and turntable bearing greasing from the operator's cab. Husky booms are the largest available with super heavy-duty sub frames.



Model 2366-STD

SUPERIOR CHIPPING PERFORMANCE

Precision is one of the best known chippers in the world. The Precision chipper design allows 25% more anvil contact, preventing wood slapping and turning. This produces a smoother slicing action insuring uniform sized chips while using less horsepower. Knives are positioned in the disc in such a way as to allow 10 to 15% more roundwood capacity than others the same size. Our discs are made from high quality steel and stress relieved prior to machining and all bearings are heavy-duty double spherical rollers. For ease of maintenance, wear points are protected by easily removed and replaceable components.



The PT Tech HPTO™ Hydraulic Power Take-Off is a totally enclosed wet hydraulic clutch that requires no adjustment throughout its wear life. During a torque spike, the clutch will act as a torque limiter by slipping to absorb the shockload. A Microprocessor Controller provides remote push button clutch engagement of the HPTO. The controller is capable of monitoring clutch pressure, temperature, filter condition, engine speed, and clutch output speed. The controller also features an ISO standard symbol display with LED's that light to indicate system conditions and faults.

INTRODUCING THE DC SERIES



Precision Husky Corporation now manufactures Precision quality Drum Chippers for biomass fuel applications. Available with 2 or 4 knife design and additional options that will be sure to suit your specific needs. Please consult the factory for more information and additional literature.